


Introductory sub-table (I)(a)

Name of the Company : Marico Kaya Enterprises Limited

Scrip Code: Not Applicable (on BSE) / (on NSE)


Shareholding Pattern of Marico Kaya Enterprises Limited - Pre Demerger

Partly paid-up shares:-	No. of partly paid-up shares	As a % of total no. of partly paid-up shares	As a % of total no. of shares of the company
Held by Promoter / Promoter Group	NIL	Not Applicable	Not Applicable
Held by public	NIL	Not Applicable	Not Applicable
Total			
Outstanding convertible securities:-	No. of outstanding securities	As a % of total No. of outstanding convertible securities	As a % of total no. of shares of the company, assuming full conversion of the convertible securities
Held by Promoter / Promoter Group	NIL	Not Applicable	Not Applicable
Held by public	NIL	Not Applicable	Not Applicable
Total			
Warrants:-	No. of warrants	As a % of total no. of warrants	As a % of total no. of shares of the company, assuming full conversion of warrants
Held by Promoter / Promoter Group	NIL	Not Applicable	Not Applicable
Held by public	NIL	Not Applicable	Not Applicable
Total			
Total paid-up capital of the company assuming full conversion of warrants and convertible securities	100000		




***Statement Showing Shareholding Pattern - Pre Demerger**
Table I(a)

Category Code (I)	Category of shareholder (II)	Number of shareholders (III)	Total number of shares (IV)	Number of shares held in dematerialised form (V)	Total shareholding as a percentage of total number of shares		Shares pledged or otherwise encumbered	
					As a percentage of (A+B) (VI)	As a percentage of (A+B+C) (VII)	Number of shares (VIII)	As a percentage (IX) = (VIII)/(IV)*100
(A)	Promoter and Promoter Group							
1	Indian							
a)	Individuals/Hindu Undivided Family	0	0	0	0.00	0.00	0	0
b)	Central Government/State Government(s)	0	0	0	0	0	0	0
c)	Bodies Corporate	1	100,000	0	100.00	100.00	0	0
d)	Financial Institutions / Banks	0	0	0	0	0	0	0
e)	Any Other (Specify)	0	0	0	0	0	0	0
	Sub Total (A)(1)	1	100,000	0	100.00	100.00	0.00	0.00
2	Foreign							
a)	Individuals (Non-Resident Individuals/Foreign Individuals)	0	0	0	0	0	0	0
b)	Bodies Corporate	0	0	0	0	0	0	0
c)	Institutions	0	0	0	0	0	0	0
d)	Qualified Foreign Investors	0	0	0	0	0	0	0
e)	Any Other (specify)	0	0	0	0	0	0	0
	Sub Total (A)(2)	0	0	0	0	0	0	0
	Total Shareholding of Promoter and Promoter Group (A)=(A)(1)+(A)(2)	1	100,000	0	100.00	100.00	0.00	0.00
(B)	Public shareholding							
1	Institutions							
a)	Mutual Funds/UTI	0	0	0	0.00	0.00	0	0
b)	Financial Institutions / Banks	0	0	0	0	0	0	0
c)	Central Government/State Government(s)	0	0	0	0	0	0	0
d)	Venture Capital Funds	0	0	0	0	0	0	0
e)	Insurance Companies	0	0	0	0.00	0.00	0	0
f)	Foreign Institutional Investors	0	0	0	0.00	0.00	0	0
g)	Foreign Venture Capital Investors	0	0	0	0.00	0.00	0	0
h)	Qualified Foreign Investors	0	0	0	0	0	0	0
i)	Any Other (specify)	0	0	0	0	0	0	0
	Sub Total (B) (1)	0	0	0	0.00	0.00	0.00	0.00
2	Non-institutions							
a)	Bodies Corporate	0	0	0	0.00	0.00	0	0
b) (i)	Individuals - shareholders holding nominal share capital up to Rs 1 Lakh	0	0	0	0.00	0.00	0	0
(ii)	Individual shareholders holding nominal share capital in excess of Rs. 1 Lakh	0	0	0	0.00	0.00	0	0
c)	Qualified Foreign Investors	0	0	0	0.00	0.00	0	0
d)	Any Other							
1	NRI	0	0	0	0.00	0.00	0	0
2	Clearing Member	0	0	0	0.00	0.00	0	0
3	Trusts	0	0	0	0.00	0.00	0	0
	Sub Total (B) (2)	0	0	0	0.00	0.00	0.00	0.00
	Total Public Shareholding Public Group (B)=(B)(1)+(B)(2)	0	0	0	0.00	0.00	0.00	0.00
	Total (A)+(B)	0	100,000	0	100.00	100.00	0.00	0.00
(C)	Shares held by custodians and against which Depository Receipts have been issued							
	Promoter and Promoter group	0	0	0	0	0	0	0
	Public	0	0	0	0	0	0	0
	Sub Total (C)	0	0	0	0	0	0	0
	GRAND TOTAL (A)+(B)+(C)	1	100,000	0	100.00	100.00	0.00	0.00



(I)(b) Statement showing holding of securities (including shares, warrants, convertible securities) of persons belonging to the category "Promoter and Promoter Group"

Sr. No.	Name of the shareholder	Details of Shares held		Encumbered shares			Details of warrants		Details of convertible securities		Total shares (including underlying shares assuming full conversion of warrants and convertible securities) as a % of diluted share capital
		Number of shares held	As a % of grand total (A)+(B)+(C)	No.	As a percentage	As a % of grand total (A)+(B)+(C) of sub-clause (I)(a)	Number of warrants held	As a % total number of warrants of the same class	Number of convertible securities held	As a % total number of convertible securities of the same class	
I)	(II)	(III)	(IV)	(V)	(VI)=(V)/(III)*100	(VII)	(VIII)	(IX)	(X)	(XI)	(XII)
1	MARICO LIMITED AAATV3008K	100000	100.00	0	0	0	0	0	0	0	100.00
TOTAL		100000	100.00	0	0.10	0.00	0	0.00	0	0.00	100.00




(I)(c)(i) Statement showing holding of securities (including shares, warrants, convertible securities) of persons belonging to the category "Public" and holding more than 1% of the total number of shares

Sr. No.	Name of the shareholder	Number of shares held	Shares as a percentage of total number of shares {i.e., Grand Total (A)+(B)+(C) indicated in Statement at para (I)(a) above}	Details of warrants		Details of convertible securities		Total shares (including underlying shares assuming full conversion of warrants and convertible securities) as a % of diluted share capital
				Number of warrants held	As a % total number of warrants of the same class	Number of convertible securities held	% w.r.t total number of convertible securities of the same class	
		0	0.00	0	0	0	0	0.00
	TOTAL	0	0.00	0.00	0.00	0.00	0.00	0.00

(I)(c)(ii) Statement showing holding of securities (including shares, warrants, convertible securities) of persons (together with PAC) belonging to the category "Public" and holding more than 5% of the total number of shares of the company

Sr. No.	Name(s) of the shareholder(s) and the Persons Acting in Concert (PAC) with them	Number of shares	Shares as a percentage of total number of shares {i.e., Grand Total (A)+(B)+(C) indicated in Statement at para (I)(a) above}	Details of warrants		Details of convertible securities		Total shares (including underlying shares assuming full conversion of warrants and convertible securities) as a % of diluted share capital
				Number of warrants	As a % total number of warrants of the same class	Number of convertible securities held	% w.r.t total number of convertible securities of the same class	
		0	0.00	0	0.00	0	0.00	0.00
	TOTAL	0	0.00	0.00	0.00	0.00	0.00	0.00



(I)(d) Statement showing details of locked-in shares


Sr. No.	Name of the shareholder	Number of locked-in shares	Locked-in shares as a percentage of total number of shares {i.e., Grand Total (A)+(B)+(C) indicated in Statement at para (I)(a) above}	Promoter/ Promoter Group/Public
1	-----	0	0.00	
	TOTAL	0	0.00	

(II)(a) Statement showing details of Depository Receipts (DRs)

Sr. No.	Type of outstanding DR (ADRs, GDRs, SDRs, etc.)	Number of outstanding DRs	Number of shares underlying outstanding DRs	Shares underlying outstanding DRs as a percentage of total number of shares {i.e., Grand Total (A)+(B)+(C) indicated in Statement at para (I)(a) above}
		-	-	-
	TOTAL	0.00	0.00	0.00

(II)(b) Statement showing holding of Depository Receipts (DRs), where underlying shares held by "promoter/promoter group" are in excess of 1% of the total number of shares

Sr. No.	Name of the DR Holder	Type of outstanding DR (ADRs, GDRs, SDRs, etc.)	Number of shares underlying outstanding DRs	Shares underlying outstanding DRs as a percentage of total number of shares {i.e., Grand Total (A)+(B)+(C) indicated in Statement at para (I)(a) above}
		-	-	-
	TOTAL	0.00	0.00	0.00



(III)(a) Statement showing the voting pattern of shareholders, if more than one class of shares/securities is issued by the issuer.							
(Give description of voting rights for each class of security)							
		Class X :	N.A.				
		Class Y :	N.A.				
		Class Z :	N.A.				
Category code	Category of Shareholder	Number of Voting Rights held in each class of securities			Total Voting Rights (III+IV+V)	Total voting rights i.e. (VI)	
		Class X	Class Y	Class Z		As a percentage of(A+B) ¹	As a percentage of (A+B+C)
(I)	(II)	(III)	(IV)	(V)	(VI)	(VII)	(VIII)
(A)	Promoter and Promoter Group						
1	Indian						
(a)	Individuals/ Hindu Undivided Family	0	0	0	0	0	0
(b)	Central Government/ State Government(s)	0	0	0	0	0	0
(c)	Bodies Corporate	0	0	0	0	0	0
(d)	Financial Institutions/ Banks	0	0	0	0	0	0
(e)	Any Others(Specify)	0	0	0	0	0	0
(e-I)		0	0	0	0	0	0
(e-II)		0	0	0	0	0	0
	Sub Total(A)(1)	0	0	0	0	0.00	0.00
2	Foreign						
a	Individuals (Non-Residents Individuals/ Foreign Individuals)	0	0	0	0	0.00	0.00
b	Bodies Corporate	0	0	0	0	0.00	0.00
c	Institutions	0	0	0	0	0.00	0.00
d	Any Others(Specify)	0	0	0	0	0.00	0.00
d-I		0	0	0	0	0.00	0.00
d-II		0	0	0	0	0.00	0.00
	Sub Total(A)(2)	0	0	0	0	0.00	0.00
	Total Shareholding of Promoter and Promoter Group (A)= (A)(1)+(A)(2)	0	0	0	0	0.00	0.00
(B)	Public shareholding	0	0	0	0	0.00	0.00
1	Institutions						
(a)	Mutual Funds/ UTI	0	0	0	0	0.00	0.00
(b)	Financial Institutions / Banks	0	0	0	0	0.00	0.00
(c)	Central Government/ State Government(s)	0	0	0	0	0.00	0.00
(d)	Venture Capital Funds	0	0	0	0	0.00	0.00
(e)	Insurance Companies	0	0	0	0	0.00	0.00
(f)	Foreign Institutional Investors	0	0	0	0	0.00	0.00
(g)	Foreign Venture Capital Investors	0	0	0	0	0.00	0.00
(h)	Any Other (specify)	0	0	0	0	0.00	0.00
(h-I)		0	0	0	0	0.00	0.00
(h-II)		0	0	0	0	0.00	0.00
	Sub-Total (B)(1)	0	0	0	0	0.00	0.00
(2)	Non-institutions						
(a)	Bodies Corporate	0	0	0	0	0.00	0.00
(b)	Individuals						
I	Individuals -I. Individual shareholders holding nominal share capital up to Rs 1 lakh	0	0	0	0	0.00	0.00
II	II. Individual shareholders holding nominal share capital in excess of Rs. 1 lakh.	0	0	0	0	0.00	0.00
(c)	Any Other (specify)	0	0	0	0	0.00	0.00
(c-I)	NRI/OCBs	0	0	0	0	0.00	0.00
(c-II)	Clearing Members	0	0	0	0	0.00	0.00
(c-III)	Foreign National	0	0	0	0	0.00	0.00
(c-IV)	Foreign Corporate Bodies	0	0	0	0	0.00	0.00
	Sub-Total (B)(2)	0	0	0	0	0.00	0.00
(B)	Total Public Shareholding (B)= (B)(1)+(B)(2)	0	0	0	0	0.00	0.00
	TOTAL (A)+(B)	0	0	0	0	0.00	0.00
(C)	Shares held by Custodians and against which Depository Receipts have been issued						0.00
	GRAND TOTAL (A)+(B)+(C)	0	0	0	0	0.00	0.00

For **MARICO KAYA ENTERPRISES LIMITED**

Syemang
Director / Authorised Signatory