


**Introductory sub-table (I)(a)**

**Name of the Company : Marico Kaya Enterprises Limited**

**Scrip Code: Not Applicable (on BSE) /(on NSE)**


**Estimated Shareholding Pattern of Marico Kaya Enterprises Limited - Post Demerger**

| <b>Partly paid-up shares:-</b>  | <b>No. of partly paid-up shares</b>  | <b>As a % of total no. of partly paid-up shares</b>              | <b>As a % of total no. of shares of the company</b>   |
|---|--------------------------------------|--|---|
| Held by Promoter / Promoter Group   | NIL                                  | Not Applicable   | Not Applicable  |
| Held by public  | NIL                                  | Not Applicable   | Not Applicable  |
| <b>Total</b>  |                                      |  |   |
| <b>Outstanding convertible securities:-</b>   | <b>No. of outstanding securities</b> | <b>As a % of total No. of outstanding convertible securities</b> | <b>As a % of total no. of shares of the company, assuming full conversion of the convertible securities</b> |
| Held by Promoter / Promoter Group   | NIL                                  | Not Applicable   | Not Applicable  |
| Held by public  | NIL                                  | Not Applicable   | Not Applicable  |
| <b>Total</b>  |                                      |  |   |
| <b>Warrants:-</b>   | <b>No. of warrants</b>               | <b>As a % of total no. of warrants</b>                           | <b>As a % of total no. of shares of the company, assuming full conversion of warrants</b>                   |
| Held by Promoter / Promoter Group   | NIL                                  | Not Applicable   | Not Applicable  |
| Held by public  | NIL                                  | Not Applicable   | Not Applicable  |
| <b>Total</b>  |                                      |  |   |
| <b>Total paid-up capital of the company assuming full conversion of warrants and convertible securities</b> | <b>12894152</b>                      |  |   |




**\*Statement Showing Shareholding Pattern - Post Demerger  
Table (I)(a)**

| Category Code<br>(I) | Category of shareholder<br>(II)   | Number of shareholders<br>(III) | Total number of shares<br>(IV) | Number of shares held in dematerialised form<br>(V) | Total shareholding as a percentage of total number of shares |                                     | Shares pledged or otherwise encumbered |   |
|----------------------|---|---------------------------------|--------------------------------|---|--|-------------------------------------|--|---|
|                      |   |                                 |                                |   | As a percentage of (A+B)<br>(VI)                             | As a percentage of (A+B+C)<br>(VII) | Number of shares<br>(VIII)             | As a percentage (IX) =<br>(VIII)/(IV)*100 |
| <b>(A)</b>           | <b>Promoter and Promoter Group</b>  |                                 |                                |   |  |                                     |  |   |
| <b>1</b>             | <b>Indian</b>   |                                 |                                |   |  |                                     |  |   |
| a)                   | Individuals/Hindu Undivided Family  | 25                              | 7,525,930                      | 7,525,930   | 58.37  | 58.37                               | 0                                      | 0   |
| b)                   | Central Government/State Government(s)  | 0                               | 0                              | 0   | 0  | 0                                   | 0                                      | 0   |
| c)                   | Bodies Corporate  | 2                               | 176,440                        | 176,440   | 1.37   | 1.37                                | 0                                      | 0   |
| d)                   | Financial Institutions / Banks  | 0                               | 0                              | 0   | 0  | 0                                   | 0                                      | 0   |
| e)                   | Any Other (Specify)   | 0                               | 0                              | 0   | 0  | 0                                   | 0                                      | 0   |
|                      | <b>Sub Total (A)(1)</b>   | <b>27</b>                       | <b>7,702,370</b>               | <b>7,702,370</b>                                    | <b>59.74</b>   | <b>59.74</b>                        | <b>0.00</b>                            | <b>0.00</b>                               |
| <b>2</b>             | <b>Foreign</b>  |                                 |                                |   |  |                                     |  |   |
| a)                   | Individuals (Non-Resident Individuals/Foreign Individuals)                              | 0                               | 0                              | 0   | 0  | 0                                   | 0                                      | 0   |
| b)                   | Bodies Corporate  | 0                               | 0                              | 0   | 0  | 0                                   | 0                                      | 0   |
| c)                   | Institutions  | 0                               | 0                              | 0   | 0  | 0                                   | 0                                      | 0   |
| d)                   | Qualified Foreign Investors   | 0                               | 0                              | 0   | 0  | 0                                   | 0                                      | 0   |
| e)                   | Any Other (specify)   | 0                               | 0                              | 0   | 0  | 0                                   | 0                                      | 0   |
|                      | <b>Sub Total (A)(2)</b>   | <b>0</b>                        | <b>0</b>                       | <b>0</b>  | <b>0</b>   | <b>0</b>                            | <b>0</b>                               | <b>0</b>                                  |
|                      | <b>Total Shareholding of Promoter and Promoter Group (A)=(A)(1)+(A)(2)</b>              | <b>27</b>                       | <b>7,702,370</b>               | <b>7,702,370</b>                                    | <b>59.74</b>   | <b>59.74</b>                        | <b>0.00</b>                            | <b>0.00</b>                               |
| <b>(B)</b>           | <b>Public shareholding</b>  |                                 |                                |   |  |                                     |  |   |
| <b>1</b>             | <b>Institutions</b>   |                                 |                                |   |  |                                     |  |   |
| a)                   | Mutual Funds/UTI  | 44                              | 195,444                        | 195,444   | 1.52   | 1.52                                | 0                                      | 0   |
| b)                   | Financial Institutions / Banks  | 2                               | 210                            | 210   | 0  | 0                                   | 0                                      | 0   |
| c)                   | Central Government/State Government(s)  | 0                               | 0                              | 0   | 0  | 0                                   | 0                                      | 0   |
| d)                   | Venture Capital Funds   | 0                               | 0                              | 0   | 0  | 0                                   | 0                                      | 0   |
| e)                   | Insurance Companies   | 8                               | 95,527                         | 95,527  | 0.74   | 0.74                                | 0                                      | 0   |
| f)                   | Foreign Institutional Investors   | 124                             | 3,554,978                      | 3,554,878   | 27.57  | 27.57                               | 0                                      | 0   |
| g)                   | Foreign Venture Capital Investors   | 1                               | 441,176                        | 441,176   | 3.42   | 3.42                                | 0                                      | 0   |
| h)                   | Qualified Foreign Investors   | 0                               | 0                              | 0   | 0  | 0                                   | 0                                      | 0   |
| i)                   | Any Other (specify)   | 0                               | 0                              | 0   | 0  | 0                                   | 0                                      | 0   |
|                      | <b>Sub Total (B) (1)</b>  | <b>179</b>                      | <b>4,287,335</b>               | <b>4,287,235</b>                                    | <b>33.25</b>   | <b>33.25</b>                        | <b>0.00</b>                            | <b>0.00</b>                               |
| <b>2</b>             | <b>Non-institutions</b>   |                                 |                                |   |  |                                     |  |   |
| a)                   | Bodies Corporate  | 552                             | 394,974                        | 394,134   | 3.06   | 3.06                                | 0                                      | 0   |
| b) (i)               | Individuals - shareholders holding nominal share capital up to Rs 1 Lakh                | 29973                           | 391,452                        | 374,017   | 3.04   | 3.04                                | 0                                      | 0   |
| (ii)                 | Individual shareholders holding nominal share capital in excess of Rs. 1 Lakh           | 14                              | 76,126                         | 76,126  | 0.59   | 0.59                                | 0                                      | 0   |
| c)                   | Qualified Foreign Investors   | 0                               | 0                              | 0   | 0.00   | 0.00                                | 0                                      | 0   |
| d)                   | <b>Any Other</b>  |                                 |                                |   |  |                                     |  |   |
| 1                    | NRI   | 691                             | 34,386                         | 34,386  | 0.27   | 0.27                                | 0                                      | 0   |
| 2                    | Clearing Member   | 136                             | 5,909                          | 5,909   | 0.05   | 0.05                                | 0                                      | 0   |
| 3                    | Trusts  | 1                               | 1,600                          | 1,600   | 0.01   | 0.01                                | 0                                      | 0   |
|                      | <b>Sub Total (B)(2)</b>   | <b>31367</b>                    | <b>904,446</b>                 | <b>886,171</b>                                      | <b>7.01</b>  | <b>7.01</b>                         | <b>0.00</b>                            | <b>0.00</b>                               |
|                      | <b>Total Public Shareholding Public Group (B)=(B)(1)+(B)(2)</b>                         | <b>31546</b>                    | <b>5,191,782</b>               | <b>5,173,407</b>                                    | <b>40.26</b>   | <b>40.26</b>                        | <b>0.00</b>                            | <b>0.00</b>                               |
|                      | <b>Total (A)+(B)</b>  | <b>31573</b>                    | <b>12,894,152</b>              | <b>12,875,777</b>                                   | <b>100.00</b>  | <b>100.00</b>                       | <b>0.00</b>                            | <b>0.00</b>                               |
| <b>(C)</b>           | <b>Shares held by custodians and against which Depository Receipts have been issued</b> |                                 |                                |   |  |                                     |  |   |
|                      | Promoter and Promoter group   | 0                               | 0                              | 0   | 0  | 0                                   | 0                                      | 0   |
|                      | Public  | 0                               | 0                              | 0   | 0  | 0                                   | 0                                      | 0   |
|                      | <b>Sub Total (C)</b>  | <b>0</b>                        | <b>0</b>                       | <b>0</b>  | <b>0</b>   | <b>0</b>                            | <b>0</b>                               | <b>0</b>                                  |
|                      | <b>GRAND TOTAL (A)+(B)+(C)</b>  | <b>31573</b>                    | <b>12,894,152</b>              | <b>12,875,777</b>                                   | <b>100.00</b>  | <b>100.00</b>                       | <b>0.00</b>                            | <b>0.00</b>                               |



| (I) (b) Statement showing holding of securities (including shares, warrants, convertible securities) of persons belonging to the category "Promoter and Promoter Group" |  |                        |                                   |                   |                    |  |                         |   |                                       |   |  |
|---|--|------------------------|-----------------------------------|-------------------|--------------------|--|-------------------------|---|---------------------------------------|---|--|
| Sr. No.   | Name of the shareholder  | Details of Shares held |                                   | Encumbered shares |                    |  | Details of warrants     |   | Details of convertible securities     |   | Total shares (including underlying shares assuming full conversion of warrants and convertible securities) as a % of diluted share capital |
|   |  | Number of shares held  | As a % of grand total (A)+(B)+(C) | No.               | As a percentage    | As a % of grand total (A)+(B)+(C) of sub-clause (I)(a) | Number of warrants held | As a % total number of warrants of the same class | Number of convertible securities held | As a % total number of convertible securities of the same class |  |
| (I)   | (II)   | (III)                  | (IV)                              | (V)               | (VI)=(V)/(III)*100 | (VII)  | (VIII)                  | (IX)  | (X)                                   | (XI)  | (XII)  |
| 1   | HARSH C MARIWALA WITH KISHORE V MARIWALA FOR VALENTINE FAMILY TRUST AAATV3008K | 1467520                | 11.38                             | 0                 | 0                  | 0  | 0                       | 0   | 0                                     | 0   | 11.38  |
| 2   | HARSH C MARIWALA WITH KISHORE V MARIWALA FOR AQUARIUS FAMILY TRUST AAATA5991Q  | 1467520                | 11.38                             | 0                 | 0                  | 0  | 0                       | 0   | 0                                     | 0   | 11.38  |
| 3   | HARSH C MARIWALA WITH KISHORE V MARIWALA FOR TAURUS FAMILY TRUST AAATT4813C    | 1467520                | 11.38                             | 0                 | 0                  | 0  | 0                       | 0   | 0                                     | 0   | 11.38  |
| 4   | HARSH C MARIWALA WITH KISHORE V MARIWALA FOR GEMINI FAMILY TRUST AAATG3329A    | 1467520                | 11.38                             | 0                 | 0                  | 0  | 0                       | 0   | 0                                     | 0   | 11.38  |
| 5   | RAJVI H MARIWALA ADKPM6754G  | 262000                 | 2.03                              | 0                 | 0                  | 0  | 0                       | 0   | 0                                     | 0   | 2.03   |
| 6   | RISHABH H MARIWALA AHLPM4852G  | 262000                 | 2.03                              | 0                 | 0                  | 0  | 0                       | 0   | 0                                     | 0   | 2.03   |
| 7   | ARCHANA H MARIWALA ALEPM6369H  | 246000                 | 1.91                              | 0                 | 0                  | 0  | 0                       | 0   | 0                                     | 0   | 1.91   |
| 8   | HARSH C MARIWALA AADPM6929R  | 225092                 | 1.75                              | 0                 | 0                  | 0  | 0                       | 0   | 0                                     | 0   | 1.75   |
| 9   | ARCTIC INVESTMENT AND TRADING COMPANY PRIVATE LIMITED AAACA6813E               | 175700                 | 1.36                              | 0                 | 0                  | 0  | 0                       | 0   | 0                                     | 0   | 1.36   |
| 10  | RAVINDRA KISHORE MARIWALA AADPM3839J   | 131864                 | 1.02                              | 0                 | 0                  | 0  | 0                       | 0   | 0                                     | 0   | 1.02   |
| 11  | HARSHRAJ C MARIWALA (HUF) AAAHH3679G   | 122400                 | 0.95                              | 0                 | 0                  | 0  | 0                       | 0   | 0                                     | 0   | 0.95   |
| 12  | PAULA R MARIWALA AATPM2027Q  | 74182                  | 0.58                              | 0                 | 0                  | 0  | 0                       | 0   | 0                                     | 0   | 0.58   |
| 13  | ANJALI R MARIWALA AAGPM3825K   | 74182                  | 0.58                              | 0                 | 0                  | 0  | 0                       | 0   | 0                                     | 0   | 0.58   |
| 14  | RAJEN K MARIWALA AADPM3840R  | 68364                  | 0.53                              | 0                 | 0                  | 0  | 0                       | 0   | 0                                     | 0   | 0.53   |
| 15  | HEMA K MARIWALA AADPM3200F   | 47371                  | 0.37                              | 0                 | 0                  | 0  | 0                       | 0   | 0                                     | 0   | 0.37   |
| 16  | KISHORE V MARIWALA AADPM3838K  | 37693                  | 0.29                              | 0                 | 0                  | 0  | 0                       | 0   | 0                                     | 0   | 0.29   |
| 17  | HEMA K MARIWALA AADPM3200F   | 29952                  | 0.23                              | 0                 | 0                  | 0  | 0                       | 0   | 0                                     | 0   | 0.23   |
| 18  | RAVINDRA.K.MARIWALA AADPM3839J   | 18802                  | 0.15                              | 0                 | 0                  | 0  | 0                       | 0   | 0                                     | 0   | 0.15   |
| 19  | PALLAVI C JAIKISHEN AAGPP2207C   | 18320                  | 0.14                              | 0                 | 0                  | 0  | 0                       | 0   | 0                                     | 0   | 0.14   |
| 20  | MALIKA CHIRAYU AMIN ABMPA5730G   | 18000                  | 0.14                              | 0                 | 0                  | 0  | 0                       | 0   | 0                                     | 0   | 0.14   |
| 21  | PREETI GAUTAM SHAH ANAPS7411E  | 18000                  | 0.14                              | 0                 | 0                  | 0  | 0                       | 0   | 0                                     | 0   | 0.14   |
| 22  | RAJEN K MARIWALA AADPM3840R  | 1500                   | 0.01                              | 0                 | 0                  | 0  | 0                       | 0   | 0                                     | 0   | 0.01   |
| 23  | THE BOMBAY OIL INDUSTRIES PVT LTD AAACT1392D                                   | 740                    | 0.01                              | 0                 | 0                  | 0  | 0                       | 0   | 0                                     | 0   | 0.01   |
| 24  | KISHORE V MARIWALA AABTK3307M  | 32                     | 0.00                              | 0                 | 0                  | 0  | 0                       | 0   | 0                                     | 0   | 0.00   |
| 25  | KISHORE V MARIWALA AABTK3308E  | 32                     | 0.00                              | 0                 | 0                  | 0  | 0                       | 0   | 0                                     | 0   | 0.00   |
| 26  | KISHORE V MARIWALA AABTK3309F  | 32                     | 0.00                              | 0                 | 0                  | 0  | 0                       | 0   | 0                                     | 0   | 0.00   |
| 27  | KISHORE V MARIWALA AAABTK3310Q   | 32                     | 0.00                              | 0                 | 0                  | 0  | 0                       | 0   | 0                                     | 0   | 0.00   |
| <b>TOTAL</b>  |  | <b>7702370</b>         | <b>59.74</b>                      | <b>0</b>          | <b>0.00</b>        | <b>0.00</b>  | <b>0</b>                | <b>0.00</b>                                       | <b>0</b>                              | <b>0.00</b>   | <b>59.74</b>   |




**(I)(c)(i) Statement showing holding of securities (including shares, warrants, convertible securities) of persons belonging to the category "Public" and holding more than 1% of the total number of shares**

| Sr. No. | Name of the shareholder  | Number of shares held | Shares as a percentage of total number of shares {i.e., Grand Total (A)+(B)+(C) indicated in Statement at para (I)(a) above} | Details of warrants     |   | Details of convertible securities     |  | Total shares (including underlying shares assuming full conversion of warrants and convertible securities) as a % of diluted share capital |
|---------|--|-----------------------|--|-------------------------|---|---------------------------------------|--|--|
|         |  |                       |  | Number of warrants held | As a % total number of warrants of the same class | Number of convertible securities held | % w.r.t total number of convertible securities of the same class |  |
|         | ARISAIG PARTNERS (ASIA) PTE LTD. A/C ARISAIG INDIA FUND LIMITED AACCA6666M   | 707065                | 5.48   | 0                       | 0   | 0                                     | 0  | 5.48   |
|         | OPPENHEIMER DEVELOPING MARKETS FUND AAATO0090N   | 609673                | 4.73   | 0                       | 0   | 0                                     | 0  | 4.73   |
|         | INDIVEST PTE LTD AABCI3757Q  | 441176                | 3.42   | 0                       | 0   | 0                                     | 0  | 3.42   |
|         | NATIONAL WESTMINSTER BANK PLC AS DEPOSITARY OF M AND G GLOBAL BASICS FUND A SUB FUND OF M AND G INVESTMENT AAECM7948N    | 440000                | 3.41   | 0                       | 0   | 0                                     | 0  | 3.41   |
|         | BARING INDIA PRIVATE EQUITY FUND III LISTED INVESTMENTS LIMITED AADCB4636P   | 147059                | 1.14   | 0                       | 0   | 0                                     | 0  | 1.14   |
|         | NATIONAL WESTMINSTER BANK PLC AS DEPOSITARY OF FIRST STATE INDIAN SUBCONTINENT FUND A SUB FUND OF FIRST STATE AABCF0154C | 143133                | 1.11   | 0                       | 0   | 0                                     | 0  | 1.11   |
|         | M/S NAPEAN TRADING AND INVESTMENT CO PVT LTD AAAFH2872F  | 137436                | 1.07   | 0                       | 0   | 0                                     | 0  | 1.07   |
|         | <b>TOTAL</b>   | <b>2625543</b>        | <b>20.36</b>   | <b>0.00</b>             | <b>0.00</b>                                       | <b>0.00</b>                           | <b>0.00</b>  | <b>20.36</b>   |

**(I)(c)(ii) Statement showing holding of securities (including shares, warrants, convertible securities) of persons (together with PAC) belonging to the category "Public" and holding more than 5% of the total number of shares of the company**

| Sr. No. | Name(s) of the shareholder(s) and the Persons Acting in Concert (PAC) with them | Number of shares | Shares as a percentage of total number of shares {i.e., Grand Total (A)+(B)+(C) indicated in Statement at para (I)(a) above} | Details of warrants |   | Details of convertible securities     |  | Total shares (including underlying shares assuming full conversion of warrants and convertible securities) as a % of diluted share capital |
|---------|---|------------------|--|---------------------|---|---------------------------------------|--|--|
|         |   |                  |  | Number of warrants  | As a % total number of warrants of the same class | Number of convertible securities held | % w.r.t total number of convertible securities of the same class |  |
|         | ARISAIG PARTNERS (ASIA) PTE LTD. A/C ARISAIG INDIA FUND LIMITED AACCA6666M      | 707065           | 5.48   | 0                   | 0.00  | 0                                     | 0.00   | 5.48   |
|         | <b>TOTAL</b>  | <b>707065</b>    | <b>5.48</b>  | <b>0.00</b>         | <b>0.00</b>                                       | <b>0.00</b>                           | <b>0.00</b>  | <b>5.48</b>  |



**(I)(d) Statement showing details of locked-in shares**


| Sr. No. | Name of the shareholder   | Number of locked-in shares | Locked-in shares as a percentage of total number of shares {i.e., Grand Total (A)+(B)+(C) indicated in Statement at para (I)(a) above} | Promoter/ Promoter Group/Public |
|---------|---|----------------------------|--|---------------------------------|
| 1       | INDIVEST PTE LIMITED  | 441176                     | 3.42   | Public                          |
| 2       | BARING INDIA PRIVATE EQUITY FUND III LISTED INVESTMENTS LIMITED | 147059                     | 1.14   | Public                          |
|         | <b>TOTAL</b>  | <b>588235</b>              | <b>4.56</b>  |                                 |

**(II)(a) Statement showing details of Depository Receipts (DRs)**

| Sr. No. | Type of outstanding DR (ADRs, GDRs, SDRs, etc.) | Number of outstanding DRs | Number of shares underlying outstanding DRs | Shares underlying outstanding DRs as a percentage of total number of shares {i.e., Grand Total (A)+(B)+(C) indicated in Statement at para (I)(a) above} |
|---------|---|---------------------------|---|---|
|         | -   | -                         | -   | -   |
|         | <b>TOTAL</b>                                    | <b>0.00</b>               | <b>0.00</b>                                 | <b>0.00</b>   |

**(II)(b) Statement showing holding of Depository Receipts (DRs), where underlying shares held by "promoter/promoter group" are in excess of 1% of the total number of shares**

| Sr. No. | Name of the DR Holder | Type of outstanding DR (ADRs, GDRs, SDRs, etc.) | Number of shares underlying outstanding DRs | Shares underlying outstanding DRs as a percentage of total number of shares {i.e., Grand Total (A)+(B)+(C) indicated in Statement at para (I)(a) above} |
|---------|-----------------------|---|---|---|
|         | -                     | -   | -   | -   |
|         | <b>TOTAL</b>          | <b>0.00</b>                                     | <b>0.00</b>                                 | <b>0.00</b>   |



| (III)(e) Statement showing the voting pattern of shareholders, if more than one class of shares/securities is issued by the issuer. |   |  |          |          |                                |                                      |                            |
|---|---|--|----------|----------|--------------------------------|--------------------------------------|----------------------------|
| (Give description of voting rights for each class of security)  |   |  |          |          |                                |                                      |                            |
|   | Class X :   | N.A.   |          |          |                                |                                      |                            |
|   | Class Y :   | N.A.   |          |          |                                |                                      |                            |
|   | Class Z :   | N.A.   |          |          |                                |                                      |                            |
| Category code   | Category of Shareholder   | Number of Voting Rights held in each class of securities |          |          | Total Voting Rights (III+IV+V) | Total voting rights i.e. (VI)        |                            |
|   |   | Class X  | Class Y  | Class Z  |                                | As a percentage of(A+B) <sup>1</sup> | As a percentage of (A+B+C) |
| (I)   | (II)  | (III)  | (IV)     | (V)      | (VI)                           | (VII)                                | (VIII)                     |
| (A)   | Promoter and Promoter Group   |  |          |          |                                |                                      |                            |
| 1   | Indian  |  |          |          |                                |                                      |                            |
| (a)   | Individuals/ Hindu Undivided Family   | 0  | 0        | 0        | 0                              | 0                                    | 0                          |
| (b)   | Central Government/ State Government(s)   | 0  | 0        | 0        | 0                              | 0                                    | 0                          |
| (c)   | Bodies Corporate  | 0  | 0        | 0        | 0                              | 0                                    | 0                          |
| (d)   | Financial Institutions/ Banks   | 0  | 0        | 0        | 0                              | 0                                    | 0                          |
| (e)   | Any Others(Specify)   | 0  | 0        | 0        | 0                              | 0                                    | 0                          |
| (e-I)   |   | 0  | 0        | 0        | 0                              | 0                                    | 0                          |
| (e-II)  |   | 0  | 0        | 0        | 0                              | 0                                    | 0                          |
|   | <b>Sub Total(A)(1)</b>  | <b>0</b>   | <b>0</b> | <b>0</b> | <b>0</b>                       | <b>0.00</b>                          | <b>0.00</b>                |
| 2   | Foreign   |  |          |          |                                |                                      |                            |
| a   | Individuals (Non-Residents Individuals/ Foreign Individuals)                          | 0  | 0        | 0        | 0                              | 0.00                                 | 0.00                       |
| b   | Bodies Corporate  | 0  | 0        | 0        | 0                              | 0.00                                 | 0.00                       |
| c   | Institutions  | 0  | 0        | 0        | 0                              | 0.00                                 | 0.00                       |
| d   | Any Others(Specify)   | 0  | 0        | 0        | 0                              | 0.00                                 | 0.00                       |
| d-I   |   | 0  | 0        | 0        | 0                              | 0.00                                 | 0.00                       |
| d-II  |   | 0  | 0        | 0        | 0                              | 0.00                                 | 0.00                       |
|   | <b>Sub Total(A)(2)</b>  | <b>0</b>   | <b>0</b> | <b>0</b> | <b>0</b>                       | <b>0.00</b>                          | <b>0.00</b>                |
|   | <b>Total Shareholding of Promoter and Promoter Group (A)= (A)(1)+(A)(2)</b>           | <b>0</b>   | <b>0</b> | <b>0</b> | <b>0</b>                       | <b>0.00</b>                          | <b>0.00</b>                |
| (B)   | Public shareholding   |  |          |          |                                |                                      |                            |
| 1   | Institutions  |  |          |          |                                |                                      |                            |
| (a)   | Mutual Funds/ UTI   | 0  | 0        | 0        | 0                              | 0.00                                 | 0.00                       |
| (b)   | Financial Institutions / Banks  | 0  | 0        | 0        | 0                              | 0.00                                 | 0.00                       |
| (c)   | Central Government/ State Government(s)   | 0  | 0        | 0        | 0                              | 0.00                                 | 0.00                       |
| (d)   | Venture Capital Funds   | 0  | 0        | 0        | 0                              | 0.00                                 | 0.00                       |
| (e)   | Insurance Companies   | 0  | 0        | 0        | 0                              | 0.00                                 | 0.00                       |
| (f)   | Foreign Institutional Investors   | 0  | 0        | 0        | 0                              | 0.00                                 | 0.00                       |
| (g)   | Foreign Venture Capital Investors   | 0  | 0        | 0        | 0                              | 0.00                                 | 0.00                       |
| (h)   | Any Other (specify)   | 0  | 0        | 0        | 0                              | 0.00                                 | 0.00                       |
| (h-I)   |   | 0  | 0        | 0        | 0                              | 0.00                                 | 0.00                       |
| (h-II)  |   | 0  | 0        | 0        | 0                              | 0.00                                 | 0.00                       |
|   | <b>Sub-Total (B)(1)</b>   | <b>0</b>   | <b>0</b> | <b>0</b> | <b>0</b>                       | <b>0.00</b>                          | <b>0.00</b>                |
| (2)   | Non-institutions  |  |          |          |                                |                                      |                            |
| (a)   | Bodies Corporate  | 0  | 0        | 0        | 0                              | 0.00                                 | 0.00                       |
| (b)   | Individuals   |  |          |          |                                |                                      |                            |
| I   | Individuals -I, Individual shareholders holding nominal share capital up to Rs 1 lakh | 0  | 0        | 0        | 0                              | 0.00                                 | 0.00                       |
| II  | II, Individual shareholders holding nominal share capital in excess of Rs. 1 lakh.    | 0  | 0        | 0        | 0                              | 0.00                                 | 0.00                       |
| (c)   | Any Other (specify)   | 0  | 0        | 0        | 0                              | 0.00                                 | 0.00                       |
| (c-I)   | NRI/OCBs  | 0  | 0        | 0        | 0                              | 0.00                                 | 0.00                       |
| (c-II)  | Clearing Members  | 0  | 0        | 0        | 0                              | 0.00                                 | 0.00                       |
| (c-III)   | Foreign National  | 0  | 0        | 0        | 0                              | 0.00                                 | 0.00                       |
| (c-IV)  | Foreign Corporate Bodies  | 0  | 0        | 0        | 0                              | 0.00                                 | 0.00                       |
|   | <b>Sub-Total (B)(2)</b>   | <b>0</b>   | <b>0</b> | <b>0</b> | <b>0</b>                       | <b>0.00</b>                          | <b>0.00</b>                |
| (B)   | <b>Total Public Shareholding (B)= (B)(1)+(B)(2)</b>                                   | <b>0</b>   | <b>0</b> | <b>0</b> | <b>0</b>                       | <b>0.00</b>                          | <b>0.00</b>                |
|   | <b>TOTAL (A)+(B)</b>  | <b>0</b>   | <b>0</b> | <b>0</b> | <b>0</b>                       | <b>0.00</b>                          | <b>0.00</b>                |
| (C)   | Shares held by Custodians and against which Depository Receipts have been issued      |  |          |          |                                |                                      | 0.00                       |
|   | <b>GRAND TOTAL (A)+(B)+(C)</b>  | <b>0</b>   | <b>0</b> | <b>0</b> | <b>0</b>                       | <b>0.00</b>                          | <b>0.00</b>                |

For **MARICO KAYA ENTERPRISES LIMITED**

*Ryemangji*

Director / Authorised Signatory