

General information about company	
Scrip code	531642
NSE Symbol	MARICO
MSEI Symbol	NA
ISIN	INE196A01026
Name of the company	Marico Limited
Whether company is SME	No
Class of Security	Equity Shares
Type of report	Quarterly
Quarter Ended / Half year ended/Date of Report (For Prelisting / Allotment)	30-09-2018
Date of allotment / extinguishment (in case Capital Restructuring selected) / Listing Date	
Shareholding pattern filed under	Regulation 31 (1) (b)



Declaration					
Sr. No.	Particular	Yes/No	Promoter and Promoter Group	Public shareholder	Non Promoter-Non Public
1	Whether the Listed Entity has issued any partly paid up shares?	No	No	No	No
2	Whether the Listed Entity has issued any Convertible Securities ?	No	No	No	No
3	Whether the Listed Entity has issued any Warrants ?	No	No	No	No
4	Whether the Listed Entity has any shares against which depository receipts are issued?	No	No	No	No
5	Whether the Listed Entity has any shares in locked-in?	No	No	No	No
6	Whether any shares held by promoters are pledge or otherwise encumbered?	No	No		
7	Whether company has equity shares with differential voting rights?	No	No	No	No



(Handwritten signature)

Table I - Summary Statement holding of specified securities

Category (I)	Category of shareholder (II)	Nos. Of shareholders (III)	No. of fully paid up equity shares held (IV)	No. Of Partly paid-up equity shares held (V)	No. Of shares underlying Depository Receipts (VI)	Total nos. shares held (VII) = (IV)+(V)+(VI)	Shareholding as a % of total no. of shares (calculated as per SCRR, 1957) (VIII) As a % of (A+B+C2)	Number of Voting Rights held in each class of securities (IX)			
								No of Voting (XIV) Rights			Total as a % of (A+B+C)
								Class eg: X	Class eg:Y	Total	
(A)	Promoter & Promoter Group	23	770730240			770730240	59.71	770730240		770730240	59.71
(B)	Public	73984	518202688			518202688	40.14	518202688		518202688	40.14
(C)	Non Promoter-Non Public	1	1931470			1931470		1931470		1931470	0.15
(C1)	Shares underlying DRs										
(C2)	Shares held by Employee Trusts	1	1931470			1931470	0.15	1931470		1931470	0.15
	Total	74008	1290864398			1290864398	100	1290864398		1290864398	100



Table I - Summary Statement holding of specified securities										
Category (I)	Category of shareholder (II)	No. Of Shares Underlying Outstanding convertible securities (X)	No. of Shares Underlying Outstanding Warrants (Xi)	No. Of Shares Underlying Outstanding convertible securities and No. Of Warrants (Xi) (a)	Shareholding , as a % assuming full conversion of convertible securities (as a percentage of diluted share capital) (XI)= (VII)+(X) As a % of (A+B+C2)	Number of Locked in shares (XII)		Number of Shares pledged or otherwise encumbered (XIII)		Number of equity shares held in dematerialized form (XIV)
						No. (a)	As a % of total Shares held (b)	No. (a)	As a % of total Shares held (b)	
(A)	Promoter & Promoter Group				59.71					770730240
(B)	Public				40.14					517087834
(C)	Non Promoter-Non Public									1931470
(C1)	Shares underlying DRs									
(C2)	Shares held by Employee Trusts				0.15					1931470
	Total				100					1289749544



Table II - Statement showing shareholding pattern of the Promoter and Promoter Group


Sr.	Category & Name of the Shareholders (I)	Nos. Of shareholders (III)	No. of fully paid up equity shares held (IV)	No. Of Partly paid-up equity shares held (V)	No. Of shares underlying Depository Receipts (VI)	Total nos. shares held (VII) = (IV)+(V)+(VI)	Shareholding as a % of total no. of shares (calculated as per SCRR, 1957) (VIII) As a % of (A+B+C2)	Number of Voting Rights held in each class of securities (IX)			Total as a % of Total Voting rights
								No of Voting (XIV) Rights			
								Class eg: X	Class eg:y	Total	
A	Table II - Statement showing shareholding pattern of the Promoter and Promoter Group										
(1)	Indian										
(a)	Individuals/Hindu undivided Family	21	750633240			750633240	58.15	750633240		750633240	58.15
(d)	Any Other (specify)	1	18297000			18297000	1.42	18297000		18297000	1.42
Sub-Total (A) (1)		22	768930240			768930240	59.57	768930240		768930240	59.57
(2)	Foreign										
(a)	Individuals (NonResident Individuals/ Foreign Individuals)	1	1800000			1800000	0.14	1800000		1800000	0.14
Sub-Total (A) (2)		1	1800000			1800000	0.14	1800000		1800000	0.14
Total Shareholding of Promoter and Promoter Group (A)= (A)(1)+(A)(2)		23	770730240			770730240	59.71	770730240		770730240	59.71
B	Table III - Statement showing shareholding pattern of the Public shareholder										
(1)	Institutions										
(a)	Mutual Funds	29	47784015			47784015	3.7	47784015		47784015	3.7
(c)	Alternate Investment Funds	4	3883350			3883350	0.3	3883350		3883350	0.3
(e)	Foreign Portfolio Investors	553	324059945			324059945	25.1	324059945		324059945	25.1
(f)	Financial Institutions/ Banks	7	1879440			1879440	0.15	1879440		1879440	0.15
(g)	Insurance Companies	5	39847836			39847836	3.09	39847836		39847836	3.09
Sub-Total (B) (1)		598	417454586			417454586	32.34	417454586		417454586	32.34
(2)	Central Government/ State Government(s)/ President of India	2	1685551			1685551	0.13	1685551		1685551	0.13
Sub-Total (B) (2)		2	1685551			1685551	0.13	1685551		1685551	0.13
(3)	Non-institutions										
(a)(i)	Individuals - i. Individual shareholders holding nominal share capital up to Rs. 2 lakhs.	68843	39513419			39513419	3.06	39513419		39513419	3.06
(a)(ii)	Individuals - ii. Individual shareholders holding nominal share capital in excess of Rs. 2 lakhs.	12	7597743			7597743	0.59	7597743		7597743	0.59
(b)	NBFCs registered with RBI	12	120475			120475	0.01	120475		120475	0.01



(e)	Any Other (specify)	4517	51830914			51830914	4.02	51830914		51830914	4.02
Sub-Total (B) (3)		73384	99062551			99062551	7.67	99062551		99062551	7.67
Total Public Shareholding (B)=(B)(1)+(B)(2)+(B)(3)		73984	518202688			518202688	40.14	518202688		518202688	40.14
C	Table IV - Statement showing shareholding pattern of the Non Promoter- Non Public shareholder										
(2)	Employee Benefit Trust (under SEBI (Share based Employee Benefit) Regulations, 2014)	1	1931470			1931470	0.15	1931470		1931470	0.15
Total NonPromoter- Non Public Shareholding (C)=(C)(1)+(C)(2)		1	1931470			1931470		1931470		1931470	0.15
Total (A+B+C)		74008	1290864398			1290864398	100	1290864398		1290864398	100
Total (A+B+C)		74008	1290864398			1290864398	100	1290864398		1290864398	100



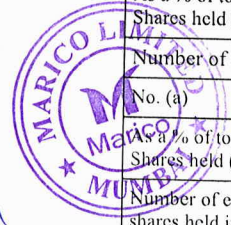
Table II - Statement showing shareholding pattern of the Promoter and Promoter Group									
Sr.	No. Of Shares Underlying Outstanding convertible securities (X)	No. of Shares Underlying Outstanding Warrants (Xi)	No. Of Shares Underlying Outstanding convertible securities and No. Of Warrants (Xi) (a)	Shareholding , as a % assuming full conversion of convertible securities (as a percentage of diluted share capital) (XI)= (VII)+(X) As a % of (A+B+C2)	Number of Locked in shares (XII)		Number of Shares pledged or otherwise encumbered (XIII)		Number of equity shares held in dematerialized form (XIV)
					No. (a)	As a % of total Shares held (b)	No. (a)	As a % of total Shares held (b)	
A	Table II - Statement showing shareholding pattern of the Promoter and Promoter Group								
(1)	Indian								
(a)				58.15					750633240
(d)				1.42					18297000
Sub-Total (A) (1)				59.57					768930240
(2)	Foreign								
(a)				0.14					1800000
Sub-Total (A) (2)				0.14					1800000
Total Shareholding of Promoter and Promoter Group (A)= (A)(1)+(A)(2)				59.71					770730240
B	Table III - Statement showing shareholding pattern of the Public shareholder								
(1)	Institutions								
(a)				3.7					47784015
(c)				0.3					3883350
(e)				25.1					324050945
(f)				0.15					1879440
(g)				3.09					39847836
Sub-Total (B) (1)				32.34					417445586
(2)				0.13					1685551
Sub-Total (B) (2)				0.13					1685551
(3)	Non-institutions								
(a(i))				3.06					38475565
(a(ii))				0.59					7597743
(b)				0.01					120475
(c)				4.02					51762914
Sub-Total (B) (3)				7.67					97956697
Total Public Shareholding (B)=(B)(1)+(B)(2)+(B)(3)				40.14					517087834
(2)	Table IV - Statement showing shareholding pattern of the Non Promoter- Non Public shareholder								
(2)				0.15					1931470
Total Non Promoter- Non Public Shareholding (C)= (C)(1)+(C)(2)									1931470
Total (100					1289749544



A+B+C2)									
Total (A+B+C)				100					1289749544




Individuals/Hindu undivided Family							
Serial No.	1	2	3	4	5	6	7
Name of the Shareholders (I)	Harsh C Mariwala with Kishore V Mariwala for Taurus Family Trust	Harsh C Mariwala with Kishore V Mariwala for Gemini Family Trust	Harsh C Mariwala with Kishore V Mariwala for Valentine Family Trust	Harsh C Mariwala with Kishore V Mariwala for Aquarius Family Trust	Rajvi H Mariwala	Rishabh H Mariwala	Archana H Mariwala
PAN (II)	AAATT4813C	AAATG3329A	AAATV3008K	AAATA5991Q	ADKPM6754G	AHLPM4852G	ALEPM6369H
No. of fully paid up equity shares held (IV)	148465000	148460600	148459200	148446200	28408000	24976500	23444100
No. Of Partly paid-up equity shares held (V)							
No. Of shares underlying Depository Receipts (VI)							
Total nos. shares held (VII) = (IV)+ (V)+ (VI)	148465000	148460600	148459200	148446200	28408000	24976500	23444100
Shareholding as a % of total no. of shares (calculated as per SCRR, 1957) (VIII) As a % of (A+B+C2)	11.5	11.5	11.5	11.5	2.2	1.93	1.82
Number of Voting Rights held in each class of securities (IX)							
Class eg:X	148465000	148460600	148459200	148446200	28408000	24976500	23444100
Class eg:y							
Total	148465000	148460600	148459200	148446200	28408000	24976500	23444100
Total as a % of Total Voting rights	11.5	11.5	11.5	11.5	2.2	1.93	1.82
No. Of Shares Underlying Outstanding convertible securities (X)							
No. of Shares Underlying Outstanding Warrants (Xi)							
No. Of Shares Underlying Outstanding convertible securities and No. Of Warrants (Xi) (a)							
Shareholding , as a % assuming full conversion of convertible securities (as a percentage of diluted share capital) (XI)= (VII)+(Xi)(a) As a % of (A+B+C2)	11.5	11.5	11.5	11.5	2.2	1.93	1.82
Number of Locked in shares (XII)							
No. (a)							
As a % of total Shares held (b)							
Number of Shares pledged or otherwise encumbered (XIII)							
No. (a)							
As a % of total Shares held (b)							
Number of equity shares held in	148465000	148460600	148459200	148446200	28408000	24976500	23444100



dematerialized form (XIV)							
Reason for not providing PAN							
Reason for not providing PAN							
Shareholder type							



Individuals/Hindu undivided Family							
Serial No.	8	9	10	11	12	13	14
Name of the Shareholders (I)	Harsh C Mariwala	Ravindra K Mariwala	Harshraj C Mariwala (HUF)	Hema K Mariwala	Anjali R Mariwala	Paula R Mariwala	Rajen K Mariwala
PAN (II)	AADPM6929R	AAADPM3839J	AAAHH3679G	AAADPM3200F	AAGPM3825K	AATPM2027Q	AADPM3840R
No. of fully paid up equity shares held (IV)	19862900	13954540	12240000	7679480	7414700	7189100	5532900
No. Of Partly paid-up equity shares held (V)							
No. Of shares underlying Depository Receipts (VI)							
Total nos. shares held (VII) = (IV)+ (V)+ (VI)	19862900	13954540	12240000	7679480	7414700	7189100	5532900
Shareholding as a % of total no. of shares (calculated as per SCRR, 1957) (VIII) As a % of (A+B+C2)	1.54	1.08	0.95	0.59	0.57	0.56	0.43
Number of Voting Rights held in each class of securities (IX)							
Class eg:X	19862900	13954540	12240000	7679480	7414700	7189100	5532900
Class eg:y							
Total	19862900	13954540	12240000	7679480	7414700	7189100	5532900
Total as a % of Total Voting rights	1.54	1.08	0.95	0.59	0.57	0.56	0.43
No. Of Shares Underlying Outstanding convertible securities (X)							
No. of Shares Underlying Outstanding Warrants (Xi)							
No. Of Shares Underlying Outstanding convertible securities and No. Of Warrants (Xi) (a)							
Shareholding , as a % assuming full conversion of convertible securities (as a percentage of diluted share capital) (XI)= (VII)+(Xi)(a) As a % of (A+B+C2)	1.54	1.08	0.95	0.59	0.57	0.56	0.43
Number of Locked in shares (XII)							
No. (a)							
As a % of total Shares held (b)							
Number of Shares pledged or otherwise encumbered (XIII)							
No. (a)							
As a % of total Shares held (b)							
Number of equity shares held in dematerialized form (XIV)	19862900	13954540	12240000	7679480	7414700	7189100	5532900



Reason for not providing PAN							
Reason for not providing PAN							
Shareholder type							



Individuals/Hindu undivided Family							
Serial No.	15	16	17	18	19	20	21
Name of the Shareholders (I)	Kishore V Mariwala	Pallavi Jaikishan Panchal	Malika Chirayu Amin	Kishore V Mariwala for Anandita Trust	Kishore V Mariwala for Arnav Trust	Kishore V Mariwala for Vibhav Trust	Kishore V Mariwala for Taarika Trust
PAN (II)	AADPM3838K	AAGPP2207C	ABMPA5730G	AABTK3307M	AABTK3308E	AABTK3309F	AABTK3310Q
No. of fully paid up equity shares held (IV)	2443220	1832000	1800000	6200	6200	6200	6200
No. Of Partly paid-up equity shares held (V)							
No. Of shares underlying Depository Receipts (VI)							
Total nos. shares held (VII) = (IV)+ (V)+ (VI)	2443220	1832000	1800000	6200	6200	6200	6200
Shareholding as a % of total no. of shares (calculated as per SCRR, 1957) (VIII) As a % of (A+B+C2)	0.19	0.14	0.14	0	0	0	0
Number of Voting Rights held in each class of securities (IX)							
Class eg:X	2443220	1832000	1800000	6200	6200	6200	6200
Class eg:y							
Total	2443220	1832000	1800000	6200	6200	6200	6200
Total as a % of Total Voting rights	0.19	0.14	0.14	0	0	0	0
No. Of Shares Underlying Outstanding convertible securities (X)							
No. of Shares Underlying Outstanding Warrants (Xi)							
No. Of Shares Underlying Outstanding convertible securities and No. Of Warrants (Xi) (a)							
Shareholding , as a % assuming full conversion of convertible securities (as a percentage of diluted share capital) (XI)= (VII)+(Xi)(a) As a % of (A+B+C2)	0.19	0.14	0.14	0	0	0	0
Number of Locked in shares (XII)							
No. (a)							
As a % of total Shares held (b)							
Number of Shares pledged or otherwise encumbered (XIII)							
No. (a)							
As a % of total Shares held (b)							
Number of equity shares held in dematerialized form (XIV)	2443220	1832000	1800000	6200	6200	6200	6200

Reason for not providing PAN							
Reason for not providing PAN							
Shareholder type							



Individuals/Hindu undivided Family	
Serial No.	
Name of the Shareholders (I)	Click here to go back
PAN (II)	Total
No. of fully paid up equity shares held (IV)	750633240
No. Of Partly paid-up equity shares held (V)	
No. Of shares underlying Depository Receipts (VI)	
Total nos. shares held (VII) = (IV)+ (V)+ (VI)	750633240
Shareholding as a % of total no. of shares (calculated as per SCRR, 1957) (VIII) As a % of (A+B+C2)	58.15
Number of Voting Rights held in each class of securities (IX)	
Class eg:X	750633240
Class eg:y	
Total	750633240
Total as a % of Total Voting rights	58.15
No. Of Shares Underlying Outstanding convertible securities (X)	
No. of Shares Underlying Outstanding Warrants (Xi)	
No. Of Shares Underlying Outstanding convertible securities and No. Of Warrants (Xi) (a)	
Shareholding , as a % assuming full conversion of convertible securities (as a percentage of diluted share capital) (XI)= (VII)+(Xi)(a) As a % of (A+B+C2)	58.15
Number of Locked in shares (XII)	
No. (a)	
As a % of total Shares held (b)	
Number of Shares pledged or otherwise encumbered (XIII)	
No. (a)	
As a % of total Shares held (b)	
Number of equity shares held in dematerialized form (XIV)	750633240
Reason for not providing PAN	

Reason for not providing PAN	
Shareholder type	



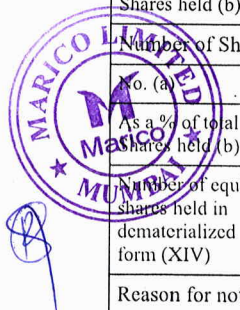
Any Other (specify)		
Serial No.	1	
Category	Bodies Corporate	Click here to go back
Name of the Shareholders (I)	The Bombay Oil Private Limited	
PAN (II)	AAACT1392D	Total
No. of the Shareholders (I)	1	1
No. of fully paid up equity shares held (IV)	18297000	18297000
No. Of Partly paid-up equity shares held (V)		
No. Of shares underlying Depository Receipts (VI)		
Total nos. shares held (VII) = (IV)+ (V)+ (VI)	18297000	18297000
Shareholding as a % of total no. of shares (calculated as per SCRR, 1957) (VIII) As a % of (A+B+C2)	1.42	1.42
Number of Voting Rights held in each class of securities (IX)		
Class eg: X	18297000	18297000
Class eg:y		
Total	18297000	18297000
Total as a % of Total Voting rights	1.42	1.42
No. Of Shares Underlying Outstanding convertible securities (X)		
No. of Shares Underlying Outstanding Warrants (Xi)		
No. Of Shares Underlying Outstanding convertible securities and No. Of Warrants (Xi) (a)		
Shareholding , as a % assuming full conversion of convertible securities (as a percentage of diluted share capital) (XI)= (VII)+(X) As a % of (A+B+C2)	1.42	1.42
Number of Locked in shares (XII)		
No. (a)		
As a % of total Shares held (b)		
Number of Shares pledged or otherwise encumbered (XIII)		
No. (a)		
As a % of total Shares held (b)		
Number of equity	18297000	18297000

shares held in dematerialized form (XIV)		
Reason for not providing PAN		
Reason for not providing PAN		
Shareholder type		



A handwritten signature in blue ink, consisting of a stylized, cursive letter 'S' or similar character.

Individuals (NonResident Individuals/ Foreign Individuals)		
Serial No.	1	
Name of the Shareholders (I)	Preeti Gautam Shah	Click here to go back
PAN (II)	ANAPS7411E	Total
No. of fully paid up equity shares held (IV)	1800000	1800000
No. Of Partly paid-up equity shares held (V)		
No. Of shares underlying Depository Receipts (VI)		
Total nos. shares held (VII) = (IV)+ (V)+ (VI)	1800000	1800000
Shareholding as a % of total no. of shares (calculated as per SCRR, 1957) (VIII) As a % of (A+B+C2)	0.14	0.14
Number of Voting Rights held in each class of securities (IX)		
Class eg: X	1800000	1800000
Class eg:y		
Total	1800000	1800000
Total as a % of Total Voting rights	0.14	0.14
No. Of Shares Underlying Outstanding convertible securities (X)		
No. of Shares Underlying Outstanding Warrants (Xi)		
No. Of Shares Underlying Outstanding convertible securities and No. Of Warrants (Xi) (a)		
Shareholding , as a % assuming full conversion of convertible securities (as a percentage of diluted share capital) (XI)= (VII)+(X) As a % of (A+B+C2)	0.14	0.14
Number of Locked in shares (XII)		
No. (a)		
As a % of total Shares held (b)		
Number of Shares pledged or otherwise encumbered (XIII)		
No. (a)		
As a % of total Shares held (b)		
Number of equity shares held in dematerialized form (XIV)	1800000	1800000
Reason for not providing PAN		




Reason for not providing PAN		
Shareholder type		




Foreign Portfolio Investors				
Serial No.	1	2	3	
Name of the Shareholders (I)	First State Investments Ievc- Stewart Investors Asia Pacific Leaders Fund	Arisaig India Fund Limited	Kuwait Investment Authority - Fund No. 208	Click here to go back
PAN (II)	AAACF8104H	AAACA6666M	AAATK3858Q	Total
No. of fully paid up equity shares held (IV)	46995220	28647339	16219125	91861684
No. Of Partly paid-up equity shares held (V)				
No. Of shares underlying Depository Receipts (VI)				
Total nos. shares held (VII) = (IV)+ (V)+ (VI)	46995220	28647339	16219125	91861684
Shareholding as a % of total no. of shares (calculated as per SCRR, 1957) (VIII) As a % of (A+B+C2)	3.64	2.22	1.26	7.12
Number of Voting Rights held in each class of securities (IX)				
Class eg: X	46995220	28647339	16219125	91861684
Class eg: y				
Total	46995220	28647339	16219125	91861684
Total as a % of Total Voting rights	3.64	2.22	1.26	7.12
No. Of Shares Underlying Outstanding convertible securities (X)				
No. of Shares Underlying Outstanding Warrants (Xi)				
No. Of Shares Underlying Outstanding convertible securities and No. Of Warrants (Xi) (a)				
Shareholding , as a % assuming full conversion of convertible securities (as a percentage of diluted share capital) (XI)= (VII)+(X) As a % of (A+B+C2)	3.64	2.22	1.26	7.12
Number of Locked in shares (XII)				
No. (a)				
As a % of total Shares held (b)				
Number of equity shares held in dematerialized form (XIV)	46995220	28647339	16219125	91861684
Reason for not providing PAN				
Reason for not providing PAN				



Insurance Companies		
Serial No.	1	
Name of the Shareholders (I)	Life Insurance Corporation Of India	Click here to go back
PAN (II)	AAACL0582H	Total
No. of fully paid up equity shares held (IV)	36597122	36597122
No. Of Partly paid-up equity shares held (V)		
No. Of shares underlying Depository Receipts (VI)		
Total nos. shares held (VII) = (IV)+ (V)+ (VI)	36597122	36597122
Shareholding as a % of total no. of shares (calculated as per SCRR, 1957) (VIII) As a % of (A+B+C2)	2.84	2.84
Number of Voting Rights held in each class of securities (IX)		
Class eg: X	36597122	36597122
Class eg:y		
Total	36597122	36597122
Total as a % of Total Voting rights	2.84	2.84
No. Of Shares Underlying Outstanding convertible securities (X)		
No. of Shares Underlying Outstanding Warrants (Xi)		
No. Of Shares Underlying Outstanding convertible securities and No. Of Warrants (Xi) (a)		
Shareholding , as a % assuming full conversion of convertible securities (as a percentage of diluted share capital) (XI)= (VII)+(X) As a % of (A+B+C2)	2.84	2.84
Number of Locked in shares (XII)		
No. (a)		
As a % of total Shares held (b)		
Number of equity shares held in dematerialized form (XIV)	36597122	36597122
Reason for not providing PAN		
Reason for not providing PAN		



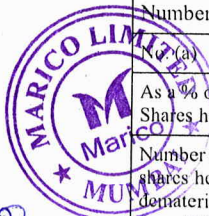
Any Other (specify)							
Serial No.	1	2	3	4	5	6	7
Category	IEPF	Trusts	Foreign Nationals	HUF	Non-Resident Indian (NRI)	Foreign Portfolio Investor (Category - III)	Clearing Members
Category / More than 1 percentage	Category	Category	Category	Category	Category	Category	Category
Name of the Shareholders (I)							
PAN (II)							
No. of the Shareholders (I)	1	12	6	1180	2476	2	198
No. of fully paid up equity shares held (IV)	11047	3501691	7602	1606326	3984324	4720	1029049
No. Of Partly paid-up equity shares held (V)							
No. Of shares underlying Depository Receipts (VI)							
Total nos. shares held (VII) = (IV)+ (V)+ (VI)	11047	3501691	7602	1606326	3984324	4720	1029049
Shareholding as a % of total no. of shares (calculated as per SCRR, 1957) (VIII) As a % of (A+B+C2)	0	0.27	0	0.12	0.31	0	0.08
Number of Voting Rights held in each class of securities (IX)							
Class eg: X	11047	3501691	7602	1606326	3984324	4720	1029049
Class eg:y							
Total	11047	3501691	7602	1606326	3984324	4720	1029049
Total as a % of Total Voting rights	0	0.27	0	0.12	0.31	0	0.08
No. Of Shares Underlying Outstanding convertible securities (X)							
No. of Shares Underlying Outstanding Warrants (Xi)							
No. Of Shares Underlying Outstanding convertible securities and No. Of Warrants (Xi) (a)							
Shareholding , as a % assuming full conversion of convertible securities (as a percentage of diluted share capital) (XI)= (VII)+(X) As a % of (A+B+C2)	0	0.27	0	0.12	0.31	0	0.08
Number of Locked in shares (XII)							
No. (a)							
As a % of total Shares held (b)							
Number of equity shares held in dematerialized form (XIV)	11047	3501691	7602	1606326	3984324	4720	1029049



Reason for not providing PAN							
Reason for not providing PAN							



Any Other (specify)		
Serial No.	8	
Category	Bodies Corporate	
Category / More than 1 percentage	Category	
Name of the Shareholders (I)		Click here to go back
PAN (II)		Total
No. of the Shareholders (I)	642	4517
No. of fully paid up equity shares held (IV)	41686155	51830914
No. Of Partly paid-up equity shares held (V)		
No. Of shares underlying Depository Receipts (VI)		
Total nos. shares held (VII) = (IV)+ (V)+ (VI)	41686155	51830914
Shareholding as a % of total no. of shares (calculated as per SCRR, 1957) (VIII) As a % of (A+B+C2)	3.23	4.01
Number of Voting Rights held in each class of securities (IX)		
Class eg: X	41686155	51830914
Class eg:y		
Total	41686155	51830914
Total as a % of Total Voting rights	3.23	4.01
No. Of Shares Underlying Outstanding convertible securities (X)		
No. of Shares Underlying Outstanding Warrants (Xi)		
No. Of Shares Underlying Outstanding convertible securities and No. Of Warrants (Xi) (a)		
Shareholding , as a % assuming full conversion of convertible securities (as a percentage of diluted share capital) (XI)= (VII)+(X) As a % of (A+B+C2)	3.23	4.01
Number of Locked in shares (XII)		
No. (a)		
As a % of total Shares held (b)		
Number of equity shares held in dematerialized form (XIV)	41618155	51762914



Reason for not providing PAN	
Reason for not providing PAN	



Searial No.	Name of Shareholder	Name of the PAC	Number of shares	Percentage of shareholding by PAC
1	FIRST STATE INVESTMENT SERVICES (UK) LIMITED	NATIONAL WESTMINSTER BANK PLC AS DEPOSITARY OF FIRST STATE INDIAN SUBCONTINENT F	3983997	0.31
2	FIRST STATE INVESTMENT SERVICES (UK) LIMITED	NATIONAL WESTMINSTER BANK PLC AS DEPOSITARY OF FIRST STATE GLOBAL EMERGING MARKETS	3584165	0.28
3	FIRST STATE INVESTMENT SERVICES (UK) LIMITED	NATIONAL WESTMINSTER BANK PLC AS DEPOSITARY OF FIRST STATE ASIA PACIFIC SUSTAINABILITY FUND A SUB FUND OF FIRST STATE INVESTMENTS ICVC	3450208	0.27
4	FIRST STATE INVESTMENT SERVICES (UK) LIMITED	FIRST STATE WORLDWIDE SUSTAINABILITY FUND A SUB FUND OF FIRST STATE INVESTMENTS	967338	0.07
5	FIRST STATE INVESTMENT SERVICES (UK) LIMITED	AUSCOAL SUPERANNUATION FUND	632793	0.05
6	FIRST STATE INVESTMENT SERVICES (UK) LIMITED	FIRST STATE INVESTMENTS (HONGKONG) LIMITED A/C FIRST STATE ASIA PACIFIC ALL CAP FUND AS SUB FUND OF FIRST STATE GLOBAL UMBRELLA FUND PLC	144593	0.01
7	FIRST STATE INVESTMENT SERVICES (UK) LIMITED	First State Investments International - Wholesale Global Emerging Markets Sustainability (Registered in Marico Holding as COLONIAL FIRST STATE INVESTMENTS LIMITED)	1812292	0.14
8	FIRST STATE INVESTMENT SERVICES (UK) LIMITED	FIRST STATE INVESTMENTS (HONGKONG) LIMITED A/C FIRST STATE ASIAN EQUITY PLUS FUND	5242601	0.41
9	FIRST STATE INVESTMENT SERVICES (UK) LIMITED	FIRST STATE INVESTMENTS (HONGKONG) LIMITED A/C FIRST STATE ASIAN BRIDGE FUND	54079	0
10	FIRST STATE INVESTMENT SERVICES (UK) LIMITED	Pacific Assets Investment Trust	2888149	0.22
11	FIRST STATE INVESTMENT SERVICES (UK) LIMITED	National Westminster Bank plc as depositary of Asia Pacific Leaders a sub fund of First State Investments ICVC	46995220	3.64
12	FIRST STATE INVESTMENT SERVICES (UK) LIMITED	FSGUF Asia Pacific Select Fund	78362	0.01
13	FIRST STATE INVESTMENT SERVICES (UK) LIMITED	Colonial First State Global Asset Management Equity Trust 10	682183	0.05
14	FIRST STATE INVESTMENT SERVICES (UK) LIMITED	MGI FUNDS PLC- MERCER SUSTAINABLE GLOBAL EQUITY FUND - FIRST STATE INVESTMENT MANAGEMENT (UK) LIMITED	200736	0.02
15	FIRST STATE INVESTMENT SERVICES (UK) LIMITED	TKP INVESTMENTS BV-AEGON CUSTODY B.V. RE MM LONG TERM INVESTMENT FUND	446307	0.03
16	FIRST STATE INVESTMENT SERVICES (UK) LIMITED	FIRST STATE INVESTMENTS ICVC-FIRST STATE ASIA FOCUS FUND	523689	0.04



